


Top off your look in style with this shrug that's equally flattering paired with a skirt or jeans.

- 4.4-ounce, 62/33/5 poly/rayon/spandex
- Button tab on sleeves
- Shawl collar
- Sloping front hem


CARE INSTRUCTIONS

Turn Inside Out. Machine Wash Cold On Gentle Cycle With Like Colors. Only Non-Chlorine Bleach, When Needed.

Tumble Dry Low. Warm Iron, If Necessary.

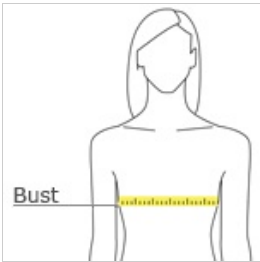


front



back

HOW TO MEASURE




BUST

Measure under the arm and around the fullest part of the bust with arms down, keeping tape horizontal.


SIZE CHART

	XS	S	M	L	XL	XXL	3XL	4XL
Size	2	4/6	8/10	12/14	16/18	20/22	24/26	28/30
Bust	n/a	n/a	n/a	n/a	n/a	n/a	n/a	n/a
Length (inches)	25	25 1/2	26	27	28	29	29 1/2	30
Sleeve	22 3/4	23 3/8	24	24 1/2	25	25 1/2	26	26 1/2


COLOR INFORMATION




Black
PMS NTR BLACK
C




Dress Blue Navy
PMS 533C



Grey Smoke
PMS 426C



Moonlight Blue
PMS 7684C



Teal Green
PMS 7715C